

RESEARCH PARK CONNECT

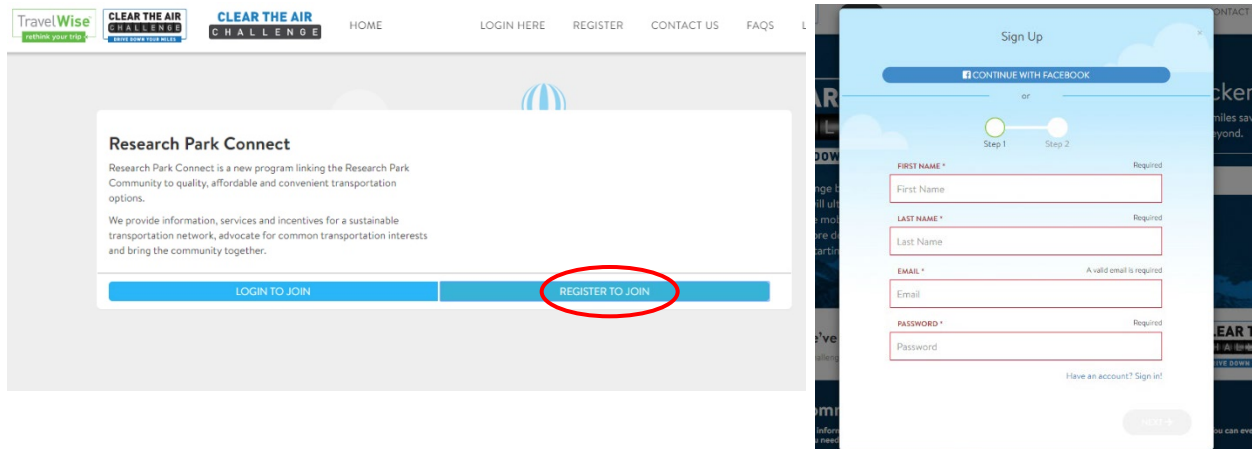
Research Park Connect Ride Share program

Research Park Connect is partnering with Utah Department of Transportation (UDOT)'s TravelWise Tracker program to offer a ride share program for the Research Park community. Sharing a ride to Research Park is a great way to contribute to reducing traffic and air pollution while saving money on gas and car use, enjoying a more relaxed ride to work, and even meeting colleagues from throughout the Research Park community. We'll match you with one of your colleagues who lives nearby and drives to Research Park on your schedule.

Participation in the Tracker also allows you to log your miles in ride sharing, bicycling, walking and on transit, to participate in challenges or rewards programs.

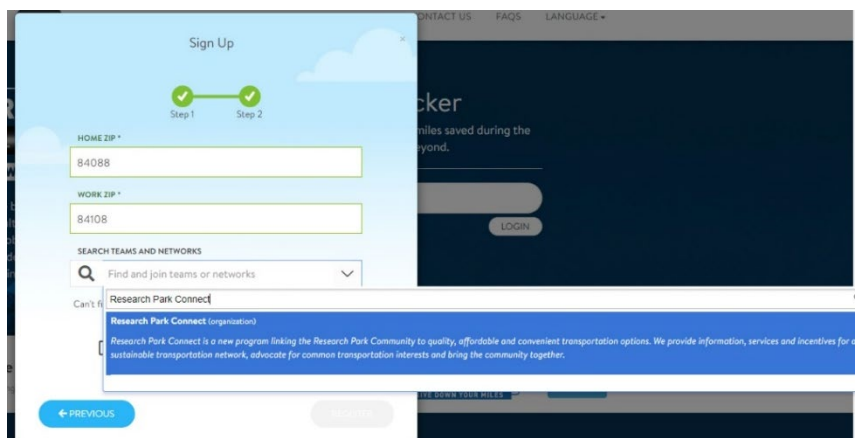
Sign up for the Tracker and Research Park Connect Network

Signing up for the Tracker is simple, takes just a few minutes, and is completely free. Go to <https://travelwisetracker.com/s/rpc> and select REGISTER. Fill in your name, email, and a password.



The screenshot shows the Research Park Connect website. The navigation bar includes links for HOME, LOGIN HERE, REGISTER, CONTACT US, and FAQs. The main content area features a 'Research Park Connect' section with a description and two buttons: 'LOGIN TO JOIN' and 'REGISTER TO JOIN'. The 'REGISTER TO JOIN' button is circled in red. To the right, a 'Sign Up' modal is open, showing a progress indicator for Step 1 and Step 2. The modal contains fields for 'FIRST NAME *', 'LAST NAME *', 'EMAIL *', and 'PASSWORD *', each with a 'Required' label. There is also a 'CONTINUE WITH FACEBOOK' option and a 'Have an account? Sign in!' link.

Next, fill in your home and work ZIP Codes. You are already included in the Research Park Connect network, but if your company or organization has a team, you can also join that one. Search for your organization's team on the list of networks. Then click REGISTER and you are all set!

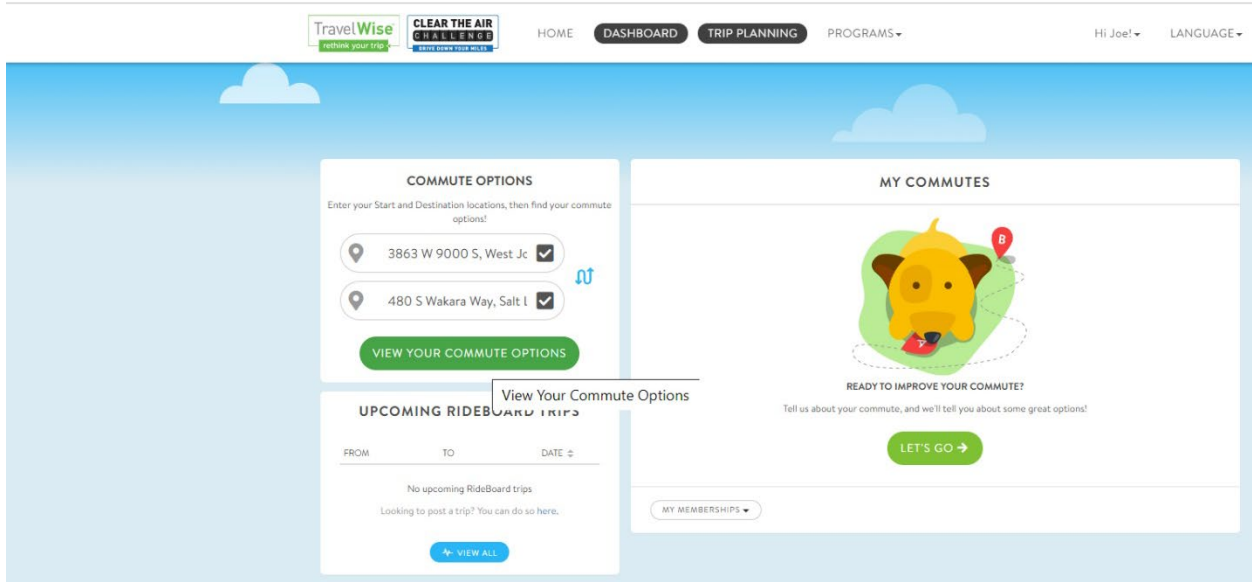


The screenshot shows the 'Sign Up' modal with the progress indicator showing Step 1 and Step 2 as completed. The 'HOME ZIP *' field contains '84088' and the 'WORK ZIP *' field contains '84108'. Below these fields is a 'SEARCH TEAMS AND NETWORKS' section with a search bar containing 'Research Park Connect'. A dropdown menu shows the search results, including 'Research Park Connect (organization)' with a description: 'Research Park Connect is a new program linking the Research Park Community to quality, affordable and convenient transportation options. We provide information, services and incentives for a sustainable transportation network, advocate for common transportation interests and bring the community together.' There are 'PREVIOUS' and 'NEXT' buttons at the bottom of the modal.

RESEARCH PARK CONNECT

Find ride share partners

To find ride share partners, go to your Tracker “dashboard.” Then, enter your home address (in “Start”) and work address (in “Destination”) and click “View Your Commute Options.”



Once your commute options appear, go to Filter, and select Research Park Connect to find carpool partners from within Research Park. Or, if you prefer to find partners from within your organization’s network, you can try that, or look at potential partners from all Tracker users.

